

QUARTERLY ACTIVITIES REPORT - SEPTEMBER 2023

Highlights

- Wildcat confirms major lithium discovery at Tabbatabba Lithium Project, Pilbara, WA
- Drilling continuing at Tabbatabba, with three rigs targeting lithium-bearing pegmatites
- Conditions precedent satisfied for completion of Tabbatabba sale agreement
- Mining Engineer Mr Ajanth (AJ) Saverimutto appointed as Non-Executive Director
- Cash at bank of \$8.7 million at 30 September 2023.

Wildcat Resources Limited (ASX: WC8) ("Wildcat" or "the Company") is pleased to present its Activities Report and Appendix 5B for the period to 30 September 2023.

The Company announced a major lithium discovery from its maiden drill program at the Tabbatabba Lithium Project near Port Hedland, WA on 18 September 2023, and completing more than 21,000m of RC drilling at the project during the September quarter. Tabbatabba is proximal to port, and most significantly, located on granted Mining Leases.

Having entered a binding agreement to acquire Tabbatabba in May 2023¹, conditions precedent for the Tabbatabba Tenement Sale Agreement were satisfied subsequent to the end of the September quarter.

Two RC drill rigs have been drilling at Tabbatabba, focussed on defining the limits of the mineralised pegmatite system. A third diamond drill rig has commenced to infill drill and obtain core samples for metallurgical and mineralogical test work.

Exploration Activities

Tabbatabba Project – Mallina Basin, Pilbara, WA

Wildcat announced a binding agreement to acquire 100% of the Tabbatabba Lithium-Tantalum Project from Global Advanced Metals (GAM) on 17 May 2023, and commenced RC drilling on 7 July 2023². A major lithium discovery was announced with first assay results on 18 September 2023³. Best results from the maiden drill program included, **85m 1.5% Li₂O from 133m** (TARC128) (est. true width), **85m at 1.3% Li₂O from 167m (TARC144)** (TARC1144) (est. true width), **85m at 1.1% Li₂O from surface** (TARC086)

¹ ASX announcement 17th May 2023:

<https://www.investi.com.au/api/announcements/wc8/4788276b-630.pdf>

² ASX announcement 14th July 2023:

<https://www.investi.com.au/api/announcements/wc8/0d6e63aa-fbc.pdf>

³ ASX announcement 18th September 2023:

<https://www.investi.com.au/api/announcements/wc8/bd9e13dc-76f.pdf>

(down hole length) including **59m at 1.5% Li₂O from surface**; and **218m at 0.8% Li₂O from 16m** (TARC089) (down-hole length) including **51m at 1.5% Li₂O from 183m to end of hole**. 112 RC holes for 21,220m were completed in the quarter. Tabba hosts the **high-grade Tabba Tabba Tantalum Deposit**, with a **Mineral Resource estimate of 318Kt at 950ppm Ta₂O₅ for 666,200lbs Ta₂O₅⁴** (Figure 1).

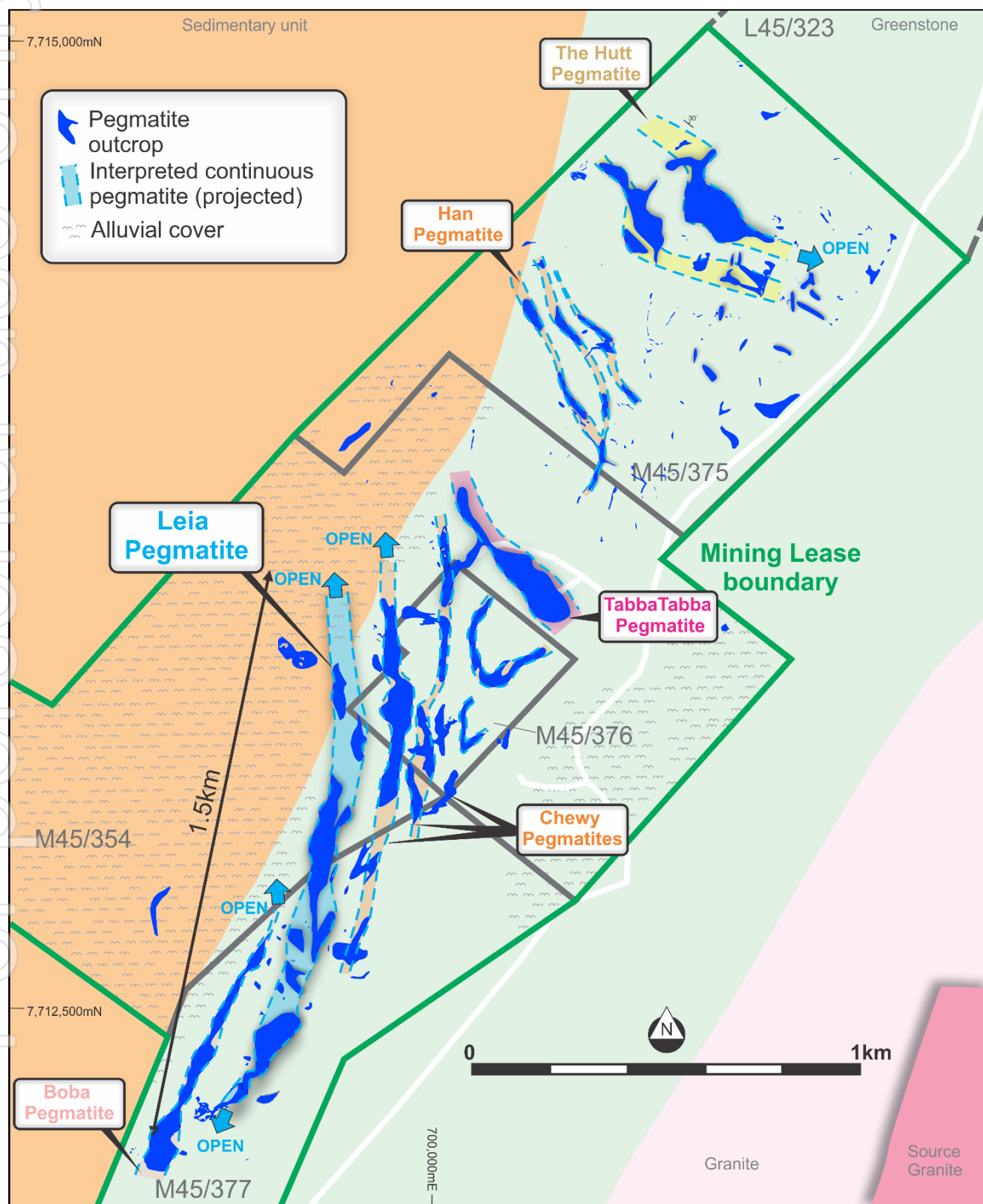


Figure 1: Tabba Tabba Lithium-Tantalum Project showing outcropping pegmatites (blue) and mining tenements (green), major pegmatite prospects are shaded and labelled.

⁴ ASX announcement 17th May 2023: <https://www.investi.com.au/api/announcements/wc8/4788276b-630.pdf>

Tabba Tabba is 80km by road to the port at Port Hedland and 47km and 87km to the Pilgangoora and Wodgina lithium projects respectively. The Project was previously owned by Sons of Gwalia in the early 2000's, along with the Greenbushes, Pilgangoora and Wodgina Projects, and has never seen focussed lithium exploration until Wildcat's recent exploration program.

Mineralisation at Tabba Tabba appears to be spodumene-dominant based on initial observations of bright salmon-orange fluorescence of rock chips under ultraviolet light. Fourier Transform Infra-Red (FTIR) analysis of hole TARC131 through the Leia Prospect confirmed spodumene as the only lithium mineral present in that hole, and additional confirmatory quantitative XRD analysis are pending. Further mineralogical information will be provided by the diamond drilling. Figure 2 of RC chips from TARC086 shows the suspected spodumene fluorescing bright salmon-orange with corresponding lithium grades.




Figure 2– TARC086 chips under natural light and ultraviolet light. The chips glowing salmon orange under ultraviolet light are interpreted to be spodumene (to be confirmed by XRD analyses).

Six pegmatite prospects are shown on Figure 1, the largest of which is currently the Leia Pegmatite. Leia is a 70° to 50° east-dipping system that strikes over 1.5km and is open to the north and at depth. The deepest hole drilled to date is ~400m down-dip. Drilling has intersected pegmatite widths averaging greater than 50m, with intercepts over 147m true width. Leia appears to become wider with depth and to the north, where it plunges under cover. Additional pegmatite bodies occur in the hanging wall and footwall to Leia, forming a package of stacked pegmatites. A section through Leia is shown on Figure 3.

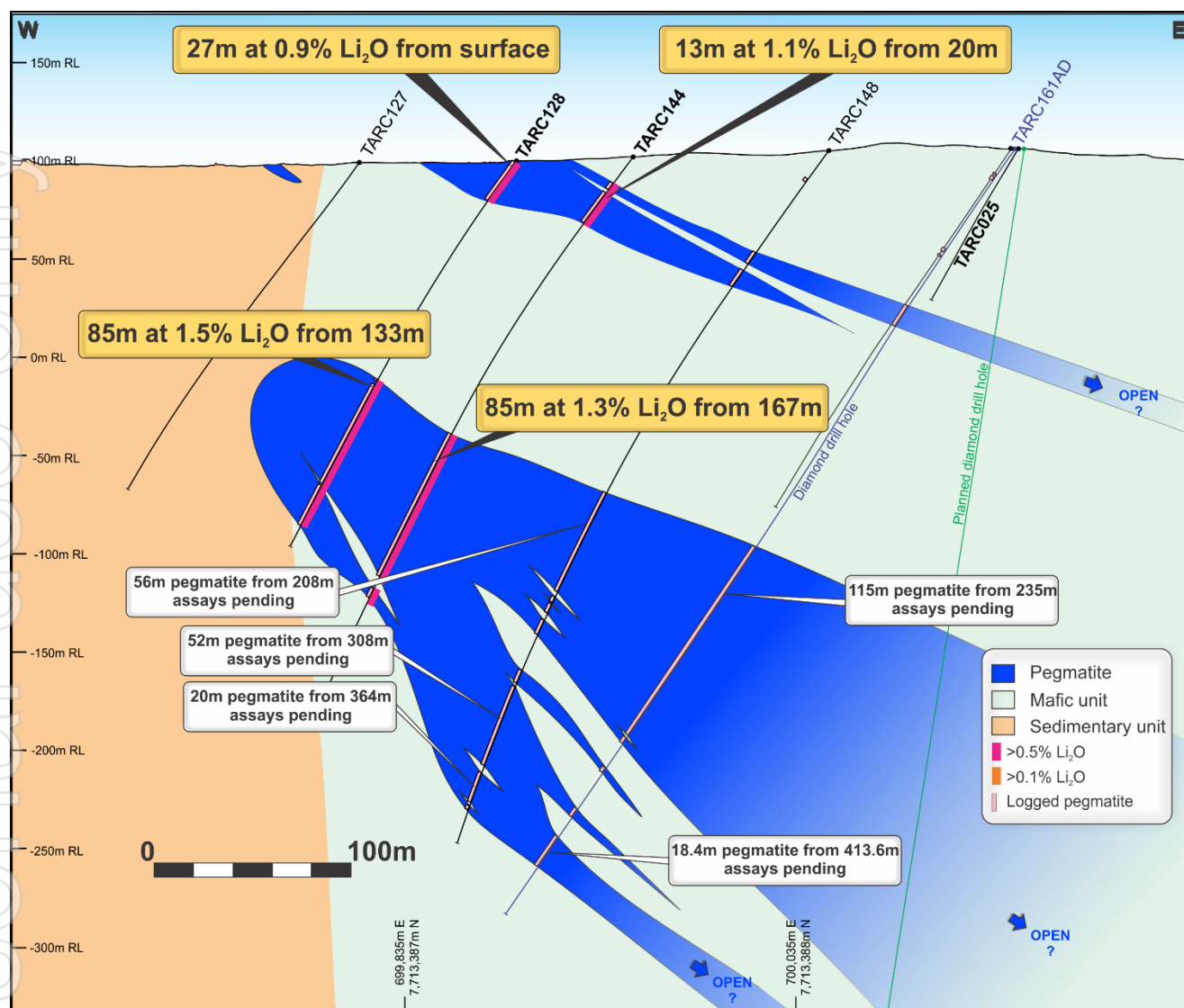


Figure 3 – Section through Leia showing broad, high-grade intercepts in TARC128 and TARC144⁵, the trace of the diamond drill hole TARC161AD (see Figure 1 and Figure 5 for core photos) and planned drilling down dip.

The pegmatite field at Tabba Tabba is more than 3.2km long and hosts at least 50 outcropping pegmatite bodies. The only drilling completed outside the Tabba Tabba tantalum deposit, previous to Wildcat's drilling, comprises four 40m fixed depth sterilisation drill holes, three with lithium assays of **8m at 1.42% Li₂O from 4m (TDRC02)**, **16m at 0.9% Li₂O from 10m (TDRC03)** and **1m at 2.00% Li₂O from 40m to EOH (TDRC04)⁶**. The project is exciting and has significant exploration upside, and work to date is indicating it may contain a Tier 1 lithium deposit within the Leia Pegmatite and central pegmatite cluster.

Bolt Cutter Project – Mallina Basin, Pilbara, WA

The Company has applied for tenements E45/6657, E45/6673, E45/6654, and E45/6698 totalling 96km² in area (Figure 4 and Appendix 1). The tenement applications are subject to a ballot. E45/6657 and E45/6673 are located north of Wodgina and extend along the Wodgina-Strelley Fault; and E45/6654 and E45/6698 are in the Berghaus Shear corridor. All are proximal to Split Rock Supersuite Granites (source rock for the LCT pegmatites in the region) and are considered prospective for mineralised LCT pegmatites. The Company entered an agreement with Strelley Pastoral Company to acquire a 100%

⁵ ASX announcement 23rd October 2023: <https://www.investi.com.au/api/announcements/wc8/91bc041e-bc7.pdf>

⁶ A100814. Annual Mining and Mineral Exploration Report Wodgina Project: https://geodocs.dmirs.wa.gov.au/Web/documentlist/10/Report_Ref/A100814

interest in the 102km² Scotties Well E45/6035 tenement, 15km northeast of Wildcat's Bolt Cutter East tenement E45/5612 and 20km northeast of the Tabbatabba Lithium Project.

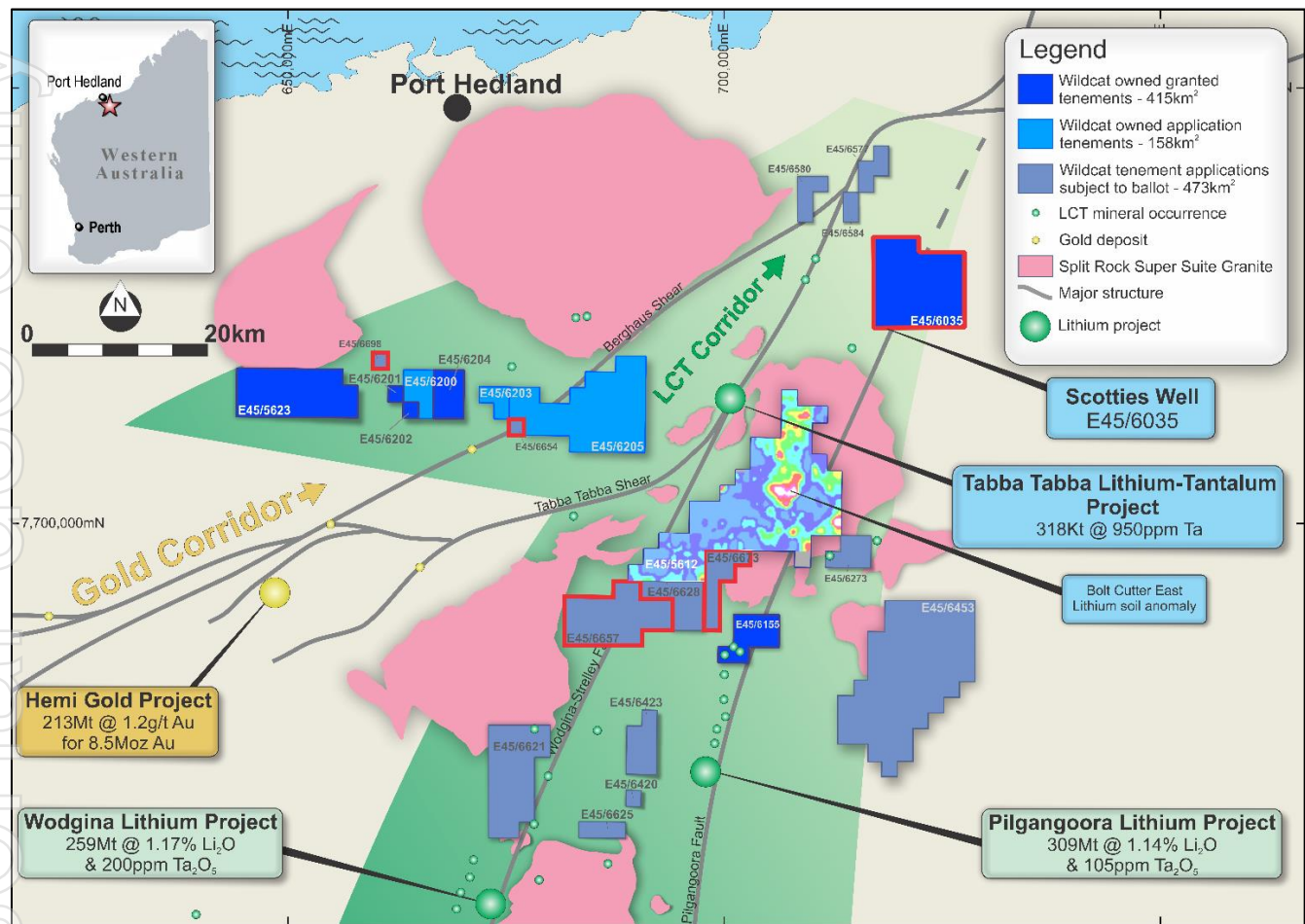


Figure 4: Location of the Bolt Cutter tenement package showing major deposits, major structures, and the Split Rock Supersuite Granite. New applications made during the quarter are shown highlighted red.

Wildcat's tenement holding (now comprising 573km² of 100%-owned tenements and applications, and 462km² of applications subject to a ballot) in the Pilbara is shown on Figure 4, showing proximity to Split Rock Super Suite Granites (which are interpreted to be the source rocks for LCT pegmatites in the region) and major structures defining a prospective LCT corridor. A prospective gold corridor is associated with the Berghaus Shear along trend from De Grey Mining's Hemi Gold Project (8.5Moz Au)⁷.

Corporate Activities

Appointment of Non-Executive Director

During the quarter, the Company appointed Mr Ajanth (AJ) Saverimutto to the board as Non-Executive Director. Subsequent to the end of the quarter, AJ was appointed as Managing Director and CEO and Tim Manners was appointed as CFO⁸.

AJ is a well-regarded Mining Engineer with more than 25 years of Australian and international mining experience and a senior level executive, whose career has included a balance of corporate and operational roles. AJ has a proven track record of delivering results, driving change, achieving the highest safety, environmental, and governance standards. He also has extensive experience in due diligence, M&A, resource assessment and business improvement.

⁷ De Grey Mining Ltd ASX announcement 8th September 2022: <https://degreymining.com.au/wp-content/uploads/2022/09/20220908-DEG-ASX-Prefeasibility-Study-Lodgement.pdf>

⁸ ASX announcement 26th October 2023: <https://www.investi.com.au/api/announcements/wc8/67ecd2db-7f3.pdf>

AJ is currently Chief Executive Officer of Cherish Metals Pty Ltd. He was previously Managing Director at Venturex Resources Ltd (ASX:VXR) and was founding Managing Director of Salt Lake Mining Pty Ltd (now Karora Resources, ASX:KRR). AJ is also a Non-Executive Director of ASX-listed Grange Resources Ltd (ASX:GRR).

AJ's operational experience includes **Mining Manager at Freeport McMoran's Grasberg Copper Gold Operations** and Mining Manager at BHP's Nickel Operations.

AJ has a Bachelor of Engineering (Mining) Hons from the Western Australian School of Mines (WASM); and a Bachelor of Business (Accounting) from Edith Cowan University. He holds a First Class Mine Managers Certificate.

Conditions precedent satisfied for the Tabbatabba Lithium-Tantalum Project Tenement Sale Agreement

The Company satisfied all conditions precedent to the Tenement Sale Agreement for Tabbatabba on the 11 October 2023. Completion of the acquisition under the Agreement was finalised and announced to the market on 12 October 2023⁹.

Binding agreement entered to acquire the Scotties Well Project

At the Bolt Cutter Project, the Company entered into an agreement to acquire a 100% interest in the Scotties Well E45/6035 tenement located 20km northeast of Tabbatabba and 15km northeast of Bolt Cutter East (E45/5612).

Cashflows for the Quarter

Attached to this report is Appendix 5B containing the Company's cashflow statement for the quarter. The significant cashflows relating to the quarter included \$1.05M spent on exploration and evaluation expenditure, and \$804K staff, administration, and corporate costs, including \$121k paid to related parties. These payments relate to the existing remuneration agreements for Executive and Non-Executive Directors.

As of 30 September 2023, the Company had available cash of approximately \$8.7M.

Activities for the Current Period

For the three months ending 31 December 2023, the Company plans to:

- Maintain aggressive drilling of the Central Cluster, focusing on high-grade and thick lithium mineralisation in Leia, utilising the diamond rig for down-dip and down-plunge targets
- Explore the extents of, and infill drill priority targets at the Leia, Chewy and Boba pegmatites
- Continue to develop the geological model as logging data and analytical results are received and use this to prioritise resource development drilling and exploration targeting
- Process core and collect composite samples for initial metallurgical test work
- Rapidly progress early-stage studies to support evaluation and permitting processes, noting Tabbatabba is on granted Mining Leases
- Explore the multiple outcropping pegmatites that remain underexplored or untested
- Continue target generation and project review activities for possible joint venture or acquisition.

⁹ ASX announcement 12th October 2023: <https://www.investi.com.au/api/announcements/wc8/9ca3a55f-c10.pdf>

September 2023 Quarter – ASX Announcements

This Quarterly Activities Report contains information extracted from ASX market announcements reported in accordance with the 2012 edition of the “Australasian Code for Reporting of Exploration Results, Mineral Resources and Ore Reserves” (2012 JORC Code). Further details (including 2012 JORC Code reporting tables where applicable) of exploration results referred to in this Quarterly Activities Report can be found in the following announcements lodged on the ASX:

WILDCAT HITS 85M AT 1.5% Li ₂ O AT TABBA TABBA	23 October 2023
HIGH-GRADE LITHIUM ASSAYS CONTINUE AT TABBA TABBA	12 October 2023
COMPLETION OF THE TABBA TABBA ACQUISITION	12 October 2023
MAJOR LITHIUM DISCOVERY AT TABBA TABBA	18 September 2023
WILDCAT APPOINTS NON-EXECUTIVE DIRECTOR	7 September 2023
SECOND RC RIG UNDERWAY AT TABBA TABBA	23 August 2023
SECOND RC RIG MOBILISEING TO TABBA TABBA	8 August 2023
DRILLING UNDERWAY AT TABBA TABBA	14 July 2023
NEW PEGMATITES IDENTIFIED AT TABBA TABBA	5 July 2023
WILDCAT SET TO ACQUIRE RICH MINERALISED LCT PEGMATITE FIELD	17 May 2023

The announcements are available for viewing on the Company's website www.wildcatresources.com.au under the Investors tab.

Wildcat confirms that it is not aware of any new information or data that materially affects the information included in any original ASX announcement.

- ENDS -

This announcement has been authorised by the Board of Directors of the Company.

FOR FURTHER INFORMATION, PLEASE CONTACT:

Mr. Samuel Ekins
Managing Director

Tel: +61 (8) 6555 2950

info@wildcatresources.com.au

Mr. Matthew Banks
Executive Director

Tel: +61 (8) 6555 2950

info@wildcatresources.com.au

Nathan Ryan

NWR Communications

Tel: +61 420 582 887

[nathan.ryan@](mailto:nathan.ryan@nwrcommunications.com.au)

nwrcommunications.com.au

ABOUT TABBA TABBA

The Tabba Tabba Lithium-Tantalum Project is an advanced lithium and tantalum exploration project that is located on granted Mining Leases just 80km by road from Port Hedland, Western Australia. It is nearby some of the world's largest hard-rock lithium mines (47km by road from the 414Mt Pilgangoora Project¹⁰ and 87km by road to the 259Mt Wodgina Project¹¹).

The Tabba Tabba project was one of four significant LCT pegmatite projects in WA, previously owned by Sons of Gwalia. The others were Greenbushes, Pilgangoora and Wodgina which are now Tier-1 hard-rock lithium mines. Tabba Tabba is the last of these assets to be explored for lithium mineralisation.

The pegmatite body that contains **the high-grade Tabba Tabba tantalum deposit has a Mineral Resource estimate of 318Kt at 950ppm Ta₂O₅ for 666,200lbs Ta₂O₅ at a 400ppm Ta₂O₅ lower cut-off grade³.**

In July 2023, Wildcat commenced an RC drilling program to systematically explore the Tabba Tabba mining tenement package for lithium mineralisation¹². A major lithium discovery was announced by the Company on the 18th September, 2023¹³ after assay results confirmed thick intersections of lithium mineralised pegmatites were returned from multiple RC holes in the central and northern pegmatite clusters. Wildcat is continuing with an aggressive and systematic campaign of RC and DD drilling across the Mining Leases and to explore and evaluate this very significant lithium tantalum project.

On the 12th October, 2023 Wildcat announced it has successfully completed the acquisition of the Project.

ABOUT BOLT CUTTER

Wildcat's Bolt Cutter Project comprises 573km² of 100% owned tenements and applications, and 462km² of applications subject to a ballot which are considered highly prospective for gold and lithium mineralisation. The tenements are located in strategic positions on the Berghaus Shear along trend from the 6.8Moz Hemi gold deposit discovered by De Grey Mining (ASX: DEG); and in positions proximal to the Split Rocks Supersuite granitoid complex (considered a fertile source of LCT-type pegmatites) and on regional structures along strike from the 309Mt Pilgangoora¹⁴ and 259Mt Wodgina¹⁵ lithium projects. Wildcat has a significant regional lithium anomaly at its E45/5612 Bolt Cutter East Prospect¹⁶ and continues to advance early-stage exploration across its Bolt Cutter land holding.

ABOUT MT ADRAH

Wildcat holds the Mount Adrah Gold Project ("**Mount Adrah**"), a highly prospective 500km² tenement package located within the well-endowed Lachlan Orogen region in NSW. The project includes the Hobbs Pipe gold deposit which has a Mineral Resource estimate of **20.5Mt @ 1.1g/t Au for 770,000 oz** of contained gold. Hobbs Pipe is a monzodiorite-hosted intrusion-related gold deposit (IRGS) with similarities to the IRGS gold systems that occur in the Alaskan Tintina Province, which includes the 16Moz Fort Knox Gold Mine.

In addition to Hobbs Pipe, several high-grade gold reef systems have been identified by historic artisanal workings and limited exploration drilling, including down-hole intercepts such as **10m @ 17.7 g/t Au from**

¹⁰ Pilbara Minerals Ltd ASX announcement 7 August 2023: <https://1pls.irmau.com/site/pdf/3c3567af-c373-4c3c-ba7a-af0bc2034431/Substantial-Increase-in-Mineral-Resource.pdf>

¹¹ Mineral Resources Ltd ASX announcement 23 October 2018: <http://clients3.weblink.com.au/pdf/MIN/02037855.pdf>

¹² ASX announcement 14th July 2023: <https://www.investi.com.au/api/announcements/wc8/0d6e63aa-fbc.pdf>

¹³ ASX announcement 18th September 2023: <https://www.investi.com.au/api/announcements/wc8/bd9e13dc-76f.pdf>

¹⁴ Pilbara Minerals Ltd ASX announcement 6th September 2021: <http://www.pilbaraminerals.com.au/site/PDF/248fb0ec-acb0-4026-87e8-d278ea3ab5dc/SignificantIncreaseinPilgangooraResource>

¹⁵ Mineral Resources Ltd ASX announcement 23 October 2018: <http://clients3.weblink.com.au/pdf/MIN/02037855.pdf>

¹⁶ ASX announcement 29th June 2022: <https://www.investi.com.au/api/announcements/wc8/b56c1b41-9b7.pdf>

506m (GHD009) at the Castor Reef Prospect, about 200m north-east of Hobbs Pipe, and **1.2m @ 58.6 g/t Au from 624m (GHD011)** at the White Deer Reef Prospect, a further 150m to the north-east of the GHD009 intercept. The drill-hole intervals are interpreted to align with the artisanal workings. Quartz vein reef-style targets were identified as targets of interest in a study by prior owners in 2016. Results on the follow-up work done on some of these targets have been promising to date. Outside of the immediate Hobbs Pipe area, the project has had little exploration activity since the 1990's, with several areas of surface gold anomalies yet to be followed up with drilling.

Forward-Looking Statements

This document may include forward-looking statements. Forward-looking statements include, but are not limited to, statements concerning Wildcat Resources Limited's planned exploration program and other statements that are not historical facts. When used in this document, the words such as "could," "plan," "estimate," "expect," "intend," "may", "potential," "should," and similar expressions are forward-looking statements. Although Wildcat Resources Limited believes that its expectations reflected in these forward-looking statements are reasonable, such statements involve risks and uncertainties and no assurance can be given that actual results will be consistent with these forward-looking statements.

Competent Person's Statement

The information in this report that relates to Exploration Results and Mineral Resources is based on, and fairly represents, information compiled by Samuel Ekins, a Competent Person who is a Member of the Australian Institute of Mining and Metallurgy (AusIMM). Mr Ekins is a full-time employee of Wildcat Resources Limited. Mr Ekins has sufficient experience that is relevant to the style of mineralisation and type of deposit under consideration, and to the activity being undertaken to qualify as a Competent Person as defined in the 2012 Edition of the JORC Code. Mr Ekins consents to the inclusion in the report of the matters based on his information in the form and context in which it appears.

ASX Listing Rule Information

Table 1 – JORC (2012) Mineral Resources Estimate for the Hobbs Pipe Gold Deposit

Resource Classification	Depth Below Surface	Oxidation Zone	COG Au (g/t)	Tonnes (Mt)	Grade (g/t Au)	Contained Gold (oz)
Indicated	0 – 150m	Oxides	0.4	0.6	0.9	18,000
		Fresh	0.9	3.0	1.0	96,000
	150 – 700m	Fresh	0.9	8.5	1.2	320,000
TOTAL INDICATED RESOURCES				12.1	1.1	440,000
Inferred	0 – 150m	Fresh	0.5	0.2	0.6	39,000
	150 – 700m	Fresh	0.9	8.2	1.1	290,000
TOTAL INFERRED RESOURCES				8.4	1.1	330,000
TOTAL RESOURCES				20.5	1.1	770,000

The Mineral Resource was first reported in an announcement by former Mount Adrah owners Sovereign Gold Company Ltd (ASX Announcement 27 December 2013). The Company confirms that it is not aware of any new information or data that materially affects the information included in the original market announcements and, in the case of estimates of Mineral Resources, that all material assumptions and technical parameters underpinning the estimates in the original market announcements continue to apply and have not materially changed. The company confirms that the form and context in which the competent persons findings have not been materially modified from the original announcement.

APPENDIX 1 - INTEREST IN MINING TENEMENTS

Interest in Mining Tenements

Tenement ID	Status	Project Name	Jurisdiction	Interest at beginning of quarter	Interest acquired or disposed	Interest at the end of the quarter
EL 6372	Granted	Mt Adrah	Lachlan Belt, NSW	100%	-	100%
EL 7844	Granted	Mt Adrah	Lachlan Belt, NSW	100%	-	100%
EL 8606	Granted	Mt Adrah	Lachlan Belt, NSW	100%	-	100%
EL 9063	Granted	Mt Adrah	Lachlan Belt, NSW	100%	-	100%
E45/5612	Granted	Bolt Cutter	Pilbara, WA	100%	-	100%
E45/5623	Granted	Bolt Cutter	Pilbara, WA	100%	-	100%
E52/4077	Granted	Lawson Well	Meekatharra, WA	100%	-	100%
E45/6201	Granted	Bolt Cutter	Pilbara, WA	100%	-	100%
E45/6202	Granted	Bolt Cutter	Pilbara, WA	100%	-	100%
E45/6204	Granted	Bolt Cutter	Pilbara, WA	100%	-	100%
E45/6155	Granted	Bolt Cutter	Pilbara, WA	100%	-	100%
E45/6035	Granted	Scotties Well	Pilbara, WA	-	100%	100%
E45/6200	Pending	Bolt Cutter	Pilbara, WA	-	-	-
E45/6203	Pending	Bolt Cutter	Pilbara, WA	-	-	-
E45/6205	Pending	Bolt Cutter	Pilbara, WA	-	-	-
E45/6273	Pending	Bolt Cutter	Pilbara, WA	-	-	-
E80/5772	Pending	Carr Boyd	Kimberley, WA	-	-	-
E08/3559	Pending	Tirrawarra	Pilbara, WA	-	-	-
E45/6420	Pending	Bolt Cutter	Pilbara, WA	-	-	-
E45/6423	Pending	Bolt Cutter	Pilbara, WA	-	-	-
E45/6453	Pending	Bolt Cutter	Pilbara, WA	-	-	-
E45/6577	Pending	Bolt Cutter	Pilbara, WA	-	-	-
E45/6580	Pending	Bolt Cutter	Pilbara, WA	-	-	-
E45/6584	Pending	Bolt Cutter	Pilbara, WA	-	-	-
E45/6621	Pending	Bolt Cutter	Pilbara, WA	-	-	-
E45/6625	Pending	Bolt Cutter	Pilbara, WA	-	-	-
E45/6628	Pending	Bolt Cutter	Pilbara, WA	-	-	-
E45/6654	Pending	Bolt Cutter	Pilbara, WA	-	-	-
E45/6657	Pending	Bolt Cutter	Pilbara, WA	-	-	-
E45/6673	Pending	Bolt Cutter	Pilbara, WA	-	-	-
E45/6698	Pending	Bolt Cutter	Pilbara, WA	-	-	-
E74/0760	Pending	Sauron	Pilbara, WA	-	-	-
E80/5851	Pending	Elvire	Pilbara, WA	-	-	-
P15/6771	Pending	Comet	Pilbara, WA	-	-	-

Appendix 5B

Mining exploration entity or oil and gas exploration entity quarterly cash flow report

Name of entity

Wildcat Resources Limited

ABN

65 098 236 938

Quarter ended ("current quarter")

30 September 2023

Consolidated statement of cash flows		Current quarter \$A'000	Year to date (3 months) \$A'000
1.	Cash flows from operating activities		
1.1	Receipts from customers		
1.2	Payments for		
	(a) exploration & evaluation	-	-
	(b) development	-	-
	(c) production	-	-
	(d) staff costs	(175)	(175)
	(e) administration and corporate costs	(629)	(629)
1.3	Dividends received (see note 3)	-	-
1.4	Interest received	13	13
1.5	Interest and other costs of finance paid	-	-
1.6	Income taxes paid	-	-
1.7	Government grants and tax incentives	-	-
1.8	Other (provide details if material)	-	-
1.9	Net cash from / (used in) operating activities	(791)	(791)
2.	Cash flows from investing activities		
2.1	Payments to acquire or for:		
	(a) entities	-	-
	(b) tenements	-	-
	(c) property, plant and equipment	(19)	(19)
	(d) exploration & evaluation	(1,054)	(1,054)
	(e) investments	-	-
	(f) other non-current assets	-	-

Mining exploration entity or oil and gas exploration entity quarterly cash flow report

Consolidated statement of cash flows		Current quarter \$A'000	Year to date (3 months) \$A'000
2.2	Proceeds from the disposal of:		
	(a) entities	-	-
	(b) tenements	-	-
	(c) property, plant and equipment	-	-
	(d) investments	-	-
	(e) other non-current assets	-	-
2.3	Cash flows from loans to other entities	-	-
2.4	Dividends received (see note 3)	-	-
2.5	Other (provide details if material)	-	-
2.6	Net cash from / (used in) investing activities	(1,073)	(1,073)

3.	Cash flows from financing activities		
3.1	Proceeds from issues of equity securities (excluding convertible debt securities)	-	-
3.2	Proceeds from issue of convertible debt securities	-	-
3.3	Proceeds from exercise of options	7	7
3.4	Transaction costs related to issues of equity securities or convertible debt securities	(12)	(12)
3.5	Proceeds from borrowings	-	-
3.6	Repayment of borrowings	-	-
3.7	Transaction costs related to loans and borrowings	-	-
3.8	Dividends paid	-	-
3.9	Other (provide details if material) - Lease	(13)	(13)
	Other (provide details if material) – Proceeds from share applications (subject to shareholder approval)	1,760	1,760
3.10	Net cash from / (used in) financing activities	1,742	1,742

4.	Net increase / (decrease) in cash and cash equivalents for the period		
4.1	Cash and cash equivalents at beginning of period	8,820	8,820
4.2	Net cash from / (used in) operating activities (item 1.9 above)	(791)	(791)
4.3	Net cash from / (used in) investing activities (item 2.6 above)	(1,073)	(1,073)

Mining exploration entity or oil and gas exploration entity quarterly cash flow report

Consolidated statement of cash flows		Current quarter \$A'000	Year to date (3 months) \$A'000
4.4	Net cash from / (used in) financing activities (item 3.10 above)	1,742	1,742
4.5	Effect of movement in exchange rates on cash held	-	-
4.6	Cash and cash equivalents at end of period	8,698	8,698

5.	Reconciliation of cash and cash equivalents at the end of the quarter (as shown in the consolidated statement of cash flows) to the related items in the accounts	Current quarter \$A'000	Previous quarter \$A'000
5.1	Bank balances	8,688	6,810
5.2	Call deposits	10	2,010
5.3	Bank overdrafts	-	-
5.4	Other (provide details)	-	-
5.5	Cash and cash equivalents at end of quarter (should equal item 4.6 above)	8,698	8,820

6.	Payments to related parties of the entity and their associates	Current quarter \$A'000
6.1	Aggregate amount of payments to related parties and their associates included in item 1	(121)
6.2	Aggregate amount of payments to related parties and their associates included in item 2	-
<i>Note: if any amounts are shown in items 6.1 or 6.2, your quarterly activity report must include a description of, and an explanation for, such payments.</i>		

Mining exploration entity or oil and gas exploration entity quarterly cash flow report

7.	Financing facilities <i>Note: the term "facility" includes all forms of financing arrangements available to the entity. Add notes as necessary for an understanding of the sources of finance available to the entity.</i>	Total facility amount at quarter end \$A'000	Amount drawn at quarter end \$A'000
7.1	Loan facilities		
7.2	Credit standby arrangements		
7.3	Other (please specify)		
7.4	Total financing facilities		
7.5	Unused financing facilities available at quarter end		
7.6	Include in the box below a description of each facility above, including the lender, interest rate, maturity date and whether it is secured or unsecured. If any additional financing facilities have been entered into or are proposed to be entered into after quarter end, include a note providing details of those facilities as well.		

8.	Estimated cash available for future operating activities	\$A'000
8.1	Net cash from / (used in) operating activities (item 1.9)	(791)
8.2	(Payments for exploration & evaluation classified as investing activities) (item 2.1(d))	(1,054)
8.3	Total relevant outgoings (item 8.1 + item 8.2)	(1,845)
8.4	Cash and cash equivalents at quarter end (item 4.6)	8,698
8.5	Unused finance facilities available at quarter end (item 7.5)	-
8.6	Total available funding (item 8.4 + item 8.5)	8,698
8.7	Estimated quarters of funding available (item 8.6 divided by item 8.3)	4.7
<i>Note: if the entity has reported positive relevant outgoings (ie a net cash inflow) in item 8.3, answer item 8.7 as "N/A". Otherwise, a figure for the estimated quarters of funding available must be included in item 8.7.</i>		
8.8	If item 8.7 is less than 2 quarters, please provide answers to the following questions:	
8.8.1	Does the entity expect that it will continue to have the current level of net operating cash flows for the time being and, if not, why not?	
Answer: N/A		
8.8.2	Has the entity taken any steps, or does it propose to take any steps, to raise further cash to fund its operations and, if so, what are those steps and how likely does it believe that they will be successful?	
Answer: N/A		

Mining exploration entity or oil and gas exploration entity quarterly cash flow report

8.8.3 Does the entity expect to be able to continue its operations and to meet its business objectives and, if so, on what basis?

Answer: N/A

Note: where item 8.7 is less than 2 quarters, all of questions 8.8.1, 8.8.2 and 8.8.3 above must be answered.

Compliance statement

- 1 This statement has been prepared in accordance with accounting standards and policies which comply with Listing Rule 19.11A.
- 2 This statement gives a true and fair view of the matters disclosed.

Date:27 October 2023.....

Authorised by: ..Board of Directors.....
(Name of body or officer authorising release – see note 4)

Notes

1. This quarterly cash flow report and the accompanying activity report provide a basis for informing the market about the entity's activities for the past quarter, how they have been financed and the effect this has had on its cash position. An entity that wishes to disclose additional information over and above the minimum required under the Listing Rules is encouraged to do so.
2. If this quarterly cash flow report has been prepared in accordance with Australian Accounting Standards, the definitions in, and provisions of, *AASB 6: Exploration for and Evaluation of Mineral Resources* and *AASB 107: Statement of Cash Flows* apply to this report. If this quarterly cash flow report has been prepared in accordance with other accounting standards agreed by ASX pursuant to Listing Rule 19.11A, the corresponding equivalent standards apply to this report.
3. Dividends received may be classified either as cash flows from operating activities or cash flows from investing activities, depending on the accounting policy of the entity.
4. If this report has been authorised for release to the market by your board of directors, you can insert here: "By the board". If it has been authorised for release to the market by a committee of your board of directors, you can insert here: "By the [name of board committee – eg Audit and Risk Committee]". If it has been authorised for release to the market by a disclosure committee, you can insert here: "By the Disclosure Committee".
5. If this report has been authorised for release to the market by your board of directors and you wish to hold yourself out as complying with recommendation 4.2 of the ASX Corporate Governance Council's *Corporate Governance Principles and Recommendations*, the board should have received a declaration from its CEO and CFO that, in their opinion, the financial records of the entity have been properly maintained, that this report complies with the appropriate accounting standards and gives a true and fair view of the cash flows of the entity, and that their opinion has been formed on the basis of a sound system of risk management and internal control which is operating effectively.